

ChatterHigh instructional videos make getting started simple!

Intro from Founder:



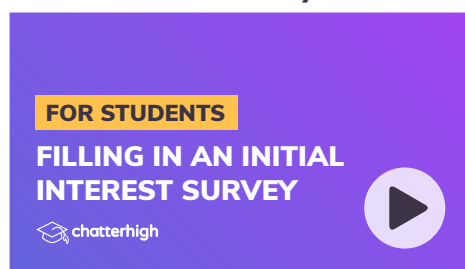
STEP 1 Visit ChatterHigh.com and sign-up for your school as a teacher, student, parent, etc.



STEP 2 Create classes for your students to join



STEP 3 Once students have signed up and logged in, they will complete the initial interest survey.



STEP 4 Get students to join your class



STEP 5 Start quizzing!



Watch other instructional videos to learn more about ChatterHigh features.

FOR STUDENTS & TEACHERS

STUDENTS & TEACHERS
VIEWING MY INTEREST PROFILE



STUDENTS & TEACHERS
USING POINTS TO WIN PRIZES OR HELP CHARITY



STUDENTS & TEACHERS
USING THE DISCUSSION FORUMS



STUDENTS & TEACHERS
HOW TO UPDATE MY ACCOUNT



FOR TEACHERS

FOR TEACHERS
HOW TO SEE CLASS DETAILS, PROGRESS AND REPORTS



FOR TEACHERS
USING INTEREST REPORTS AS A TOOL WITH STUDENTS





FOR TEACHERS
HOW TO CHALLENGE ANOTHER CLASS



FOR TEACHERS
HOW TO PARTICIPATE IN COMPETITIONS





FOR TEACHERS
TAKING THE QUIZ AND THE ASSIGNMENT



FOR STUDENTS



FOR STUDENTS
POST-UNIT REPORTS



FOR STUDENTS
PERSONAL INTEREST REPORT



FOR STUDENTS
RECOMMENDATION REPORT



FOR STUDENTS
HOW COMPETITIONS WORK

